

# MINI® Blade Fuses

## Rated 32V



MINI® Shunt

### Description

MINI® 32V automotive blade fuses boast a miniature design that allows automakers to pack more circuit protection into less space. Despite their light weight, MINI® fuses perform reliably in adverse environments and at extreme temperatures.

### Ordering Information

Part Number	Rating	Package Size
0297xxx.WXNV	2 - 30 & SHUNT	3000
0297xxx.WXNV-CN	5 - 30	3000
0297xxx.U	2 - 30	500
0297xxx.H	2 - 30	100
0297xxx.L	2 - 30	50

#### MINI® Sn Fuse

0297xxx.WXT	2 - 30	3000
-------------	--------	------

### Specifications

<b>Voltage Rating:</b>	32 VDC
<b>Interrupting Rating:</b>	1000A @ 32 VDC
<b>*Recommended Environmental Temperature:</b>	-40°C to +125°C
<b>Terminals Material:</b>	Silver plated / Tin plated zinc alloy
<b>Housing Material:</b>	PA66 (U.L. 94 Flammability rating – V2)
<b>Net Weight Per Fuse:</b>	0.57±5% gr
<b>Complies with:</b>	Ag plated: SAE J2077, ISO 8820-3, UL 248 Special Purpose Fuses Sn plated: SAE J2077, ISO 8820-3 not UL recognized

\*Tin plating's temperature limit is ≈130°C. Silver plating allows up to 150°C at the terminal interface.

### Applications

- Cars
- Trucks
- SUVs
- Offroad vehicles
- Buses
- Watercraft

### Features & Benefits

- Color coding shows the amperage rating for each fuse
- See-through housing makes it easy to check whether a fuse has blown
- Checkpoints on top make it possible to measure resistance without removing the fuse
- High-contrast amperage stamp on the top of the housing aids identification
- Simple to install and remove

# MINI<sup>®</sup> Blade Fuses

## Rated 32V

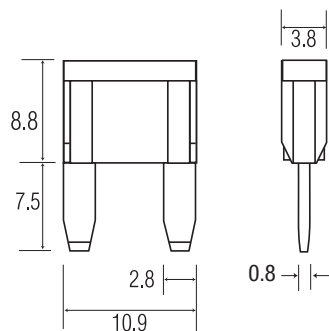
### Ratings

Part Number	Current Rating (A)	Housing Material Color	Test Cable Size (mm <sup>2</sup> )	Typ. Voltage Drop (mV)	Typ. Cold Resistance (mΩ)	Typ. I <sup>2</sup> t (A <sup>2</sup> s)
0297002._	2	Grey	0.5	171	55.60	9
0297003._	3	Purple	0.5	153	33.75	20
0297004._	4	Pink	0.5	121	23.48	31
0297005._	5	Brown	0.5	129	17.75	37
029707.5._	7.5	Dark Brown	0.75	135	10.85	82
0297010._	10	Red	1	108	7.42	122
0297015._	15	Blue	1.5	98	4.58	308
0297020._	20	Yellow	2.5	96	3.21	442
0297025._	25	Light Orange	2.5	86	2.36	622
0297030._	30	Green	4	87	1.85	1 230
0297900._	SHUNT	Orange with <b>ST</b>	-	-	-	-

The typical I<sup>2</sup>t is an average value calculated from the breaking capacity tests by using the melting time before the arcing occurs.

### Dimensions

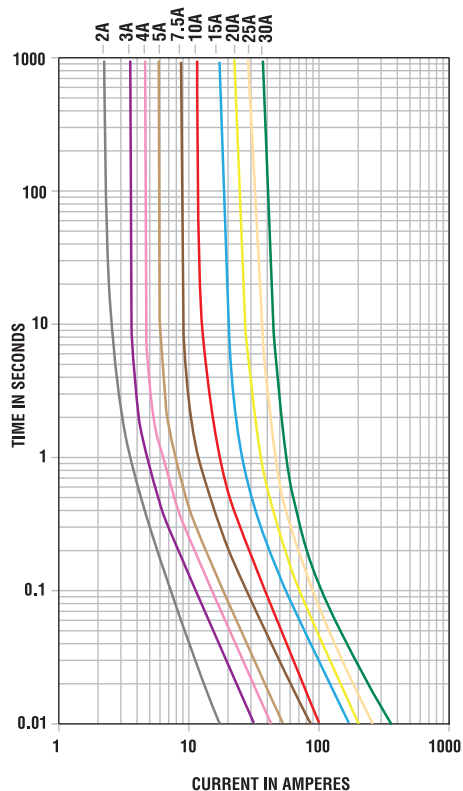
Dimensions in mm for reference only.  
See outline drawing for dimensions and tolerances.



# MINI® Blade Fuses

## Rated 32V

### Time-Current Characteristic Curves

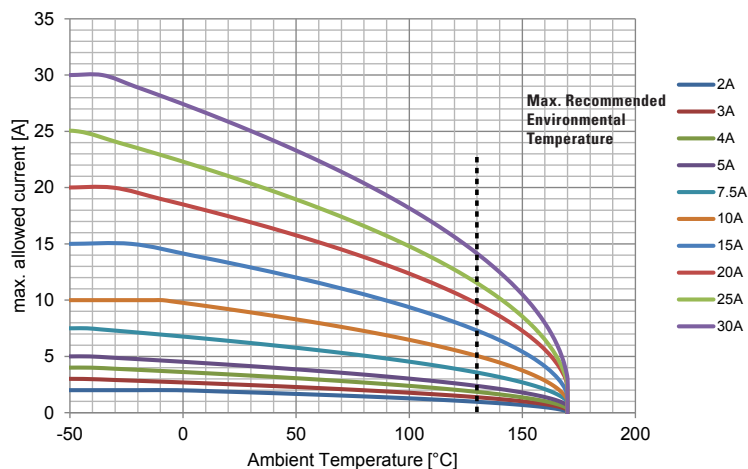


### Time-Current Characteristics

% of Rating	Opening Time Min / Max (s)
110	360,000 / ∞
135	0.75 / 600
200	0.15 / 5
350	0.08 / 0.5
600	0.03 / 0.1

### Typical Derating of Fuse Melting Element

Temperature Security Margin is 20%  
Please contact Littelfuse® for Details Regarding Derating Test Set-Up.



### Temperature Table

	max. allowed current load [A] at ambient temperature (typical derating)							
	-40°C	-20°C	0°C	20°C	40°C	60°C	80°C	100°C
<b>2A</b>	2.0	2.0	2.0	1.9	1.7	1.6	1.4	1.3
<b>3A</b>	3.0	2.8	2.7	2.5	2.4	2.2	2.0	1.8
<b>4A</b>	4.0	3.8	3.6	3.4	3.2	2.9	2.7	2.4
<b>5A</b>	5.0	4.8	4.5	4.3	4.0	3.7	3.4	3.0
<b>7.5A</b>	7.5	7.1	6.8	6.4	6.0	5.5	5.1	4.5
<b>10A</b>	10	10	9.8	9.2	8.6	8.0	7.3	6.5
<b>15A</b>	15	15	14	13	12	12	11	9.0
<b>20A</b>	20	19	18	17	16	15	14	12
<b>25A</b>	25	24	22	21	20	18	17	15
<b>30A</b>	30	29	27	26	24	22	20	18

MINI SHUNT Maximum Continuous Load at 85°C: 20A

Derating curves may change depending on the final condition of the application (terminals characteristics, wire size etc.). Please ask Littelfuse® for more information.