

Technical Specifications

| | |
|---------------------------------------|---|
| Power Supply | 22...25VDC SELV |
| Power Consumption | Standby <150mW Red: 8W Green: 6,4W Blue: 4W Warm White: 19,7W |
| Rated Luminous Flux Warm White | typ. 1390lm |
| Color Temperature Warm White | typ. 3.000k |
| Dimming | 1...100% |
| Beam Angle | 120° |
| Brightness Sensor | 0.045...188.000Lux |
| Field of Detection | 360° |
| Viewing Angle | 110° |
| Detection Range | Up to 8m / 26ft at a height of 3m / 10ft |
| Ambient Temperature | 0...55°C / 32...131°F |

| | |
|-----------------------------------|--|
| Humidity | 95% r. H. (Non condensing) |
| Safety Rating | IP20 |
| Dimensions | D: 298mm / 11 ¾", H: 50mm / 2" |
| Maintenance & Cleaning | This device is free of maintenance and may only be cleaned with a dry cloth. |

LOXONE

No Gimmicks.
Real Smart Homes.



LOXONE


Need Help?

loxone.com/support

LED Ceiling Light RGBW Tree

Part No.: 100377 (White)

Part No.: 100378 (Anthracite)



Loxone Electronics GmbH
Smart Home 1
4154 Kollerschlag
Austria

loxone.com



About the product

The Loxone LED Ceiling Light RGBW TREE is a Downlight with RGB and WW Light outputs. The Luminaire comes with a Light and, Motion Sensor. The Luminaire is Energy Saving because of newest LED technology.

Features

- 1800 lumens warm white
- RGBW Light outputs
- Motion Sensor
- Brightness Sensor
- TREE Technology

Installation

The installation of this device has to be carried out by a qualified person. The device has to be fitted in accordance with building regulations for electrical and fire safety. If the device is not installed according to manufacturer's guidelines the protection of the device may be affected.

Connect Power to the device, once powered learn in the device in the easy usual way using Loxone Config.

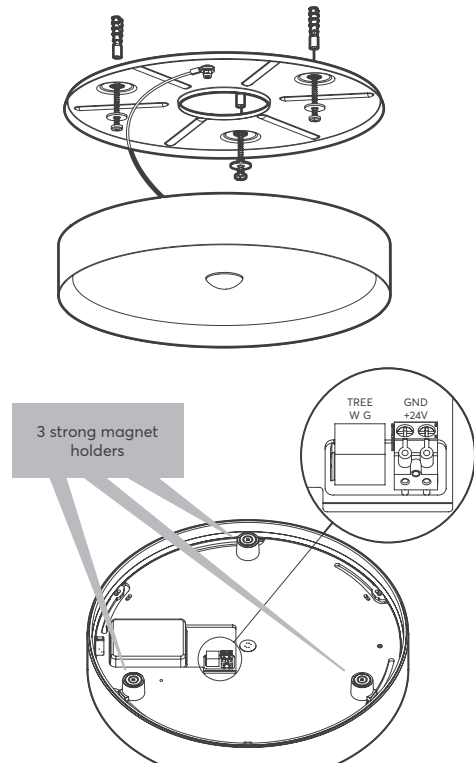
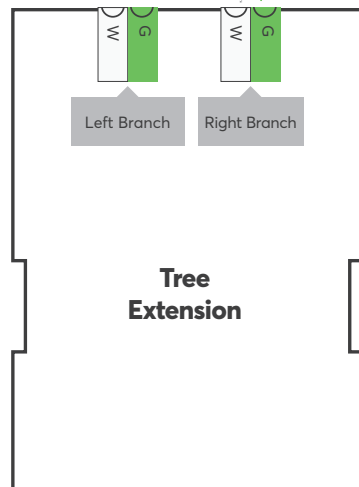
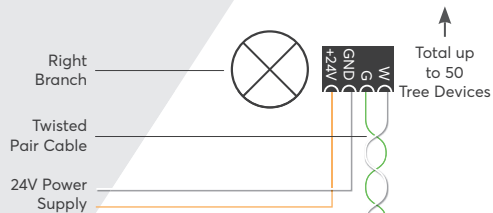
The Luminair holds with three strong magnets on the iron Ceiling plate. The magnets have to be placed in the flat area of the Ceiling plate. Take care to not clamp a wire between the magnets.

Power Connectors

| | |
|---------------------------|---|
| Wire Diameter | 0.75...2.5mm ² / AWG18... AWG13 |
| Max. rated Current | 12A |
| Screw Terminals | Put the cable through the terminals an fasten the screws. |

Tree Connectors

| | |
|----------------------------|---|
| Wire Diameter | 0.25...0,8mm ² / AWG23... AWG18 |
| Exposed Wire Length | 5mm / 0.2" |
| Push-In-Technology | To make connection insert the conductor; to remove the cable twist and pull at the same time. |



For additional information, declaration of conformity, visit www.loxone.com/help/ceilinglight-tree