




TRE25RD SERIES

25W SWITCHING ADAPTER



Features

- * Miniature Size
- * Universal Input: 90~264Vac
- * EMI Meets EN55022 Class B and CISPR/FCC Class B
- * Continuous Short Circuit Protection
- * Over Voltage Protection
- * Meet CoC V5 Tier 2 & DoE Level VI (Output Cable Length \leq 1800mm) (TRE25RD050: Output Cable Length \leq 1220mm)
- * No Load Power Consumption < 75mW



Ordering information

TRE25RDXXX	X	XX	G	XX
Model No.	AC Plug Type	DC Plug Type	UL 1571 WITH OVP	DC Cable Length and Type
	A: USA 2 Pin			01: 720mm
	E: Europe 2 Pin			02: 1220mm
	U: British 3 Pin			03: 1800mm
	S: Australia 2 Pin			11: 720mm with Ferrite Core
				12: 1220mm with Ferrite Core
				13: 1800mm with Ferrite Core
				* 20AWG / UL1571 or Equivalent
				* 16AWG / UL1571 for Vo:5V or Equivalent

MODEL	OUTPUT VOLTAGE	OUTPUT CURRENT	RIPPLE & NOISE NOTE 1	VOLTAGE ACCURACY NOTE 2	LINE REGULATION NOTE 3	LOAD REGULATION NOTE 4	AVG. EFF. min.
TRE25RD050	5V	4A	50mVp-p	$\pm 2\%$	$\pm 1\%$	$\pm 6\%$	83.7%
TRE25RD120	12V	2.1A	1%	$\pm 2\%$	$\pm 1\%$	$\pm 5\%$	87.0%
TRE25RD150	15V	1.67A	1%	$\pm 2\%$	$\pm 1\%$	$\pm 3\%$	87.0%
TRE25RD180	18V	1.4A	1%	$\pm 2\%$	$\pm 1\%$	$\pm 2\%$	87.0%
TRE25RD240	24V	1.05A	1%	$\pm 2\%$	$\pm 1\%$	$\pm 2\%$	87.0%

Specifications

INPUT SPECIFICATIONS:

Voltage 90~264Vac
 Frequency 47 to 63Hz
 Input Current 0.7A max.
 Inrush Current 60A max. @240Vac
 Conducted EMI CISPR/FCC Class B
 Leakage Current 0.25mA max.

OUTPUT SPECIFICATIONS:

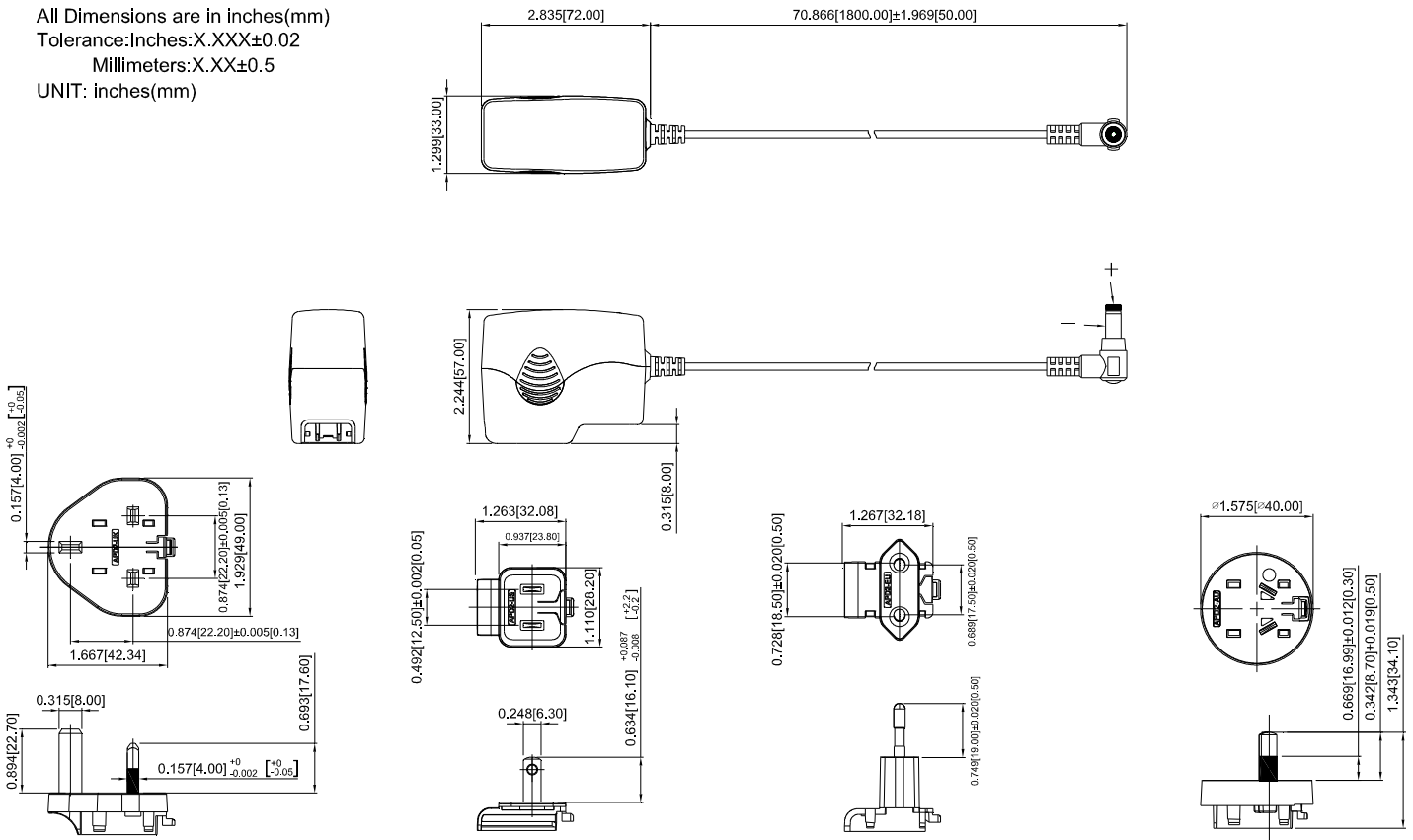
Holdup Time 10ms typ. @115Vac
 Short Circuit Protection Continuous(Auto Recovery)
 Over Voltage Protection IC Component to Clamp
 Temperature Coefficient ±0.05%/°C

GENERAL SPECIFICATIONS:

Isolation Input to output = 3,000VAC
 Operating Temperature -20~60°C (see derating curve)
 Storage Temperature -20~85°C
 Humidity 93% RH max. Non condensing
 Cooling Natural Convection
 Switching Frequency 65KHz typ.
 MTBF MIL-HDBK-217F, GB, 25°C/115VAC 300K hrs min.
 Altitude 2000m
 Life time Ambient 40degC 75% Load >3years
 Dimensions 2.835x2.244x1.299Inches (72.00x57.0x33.00mm)
 Weight 140g(0.31 Pounds)

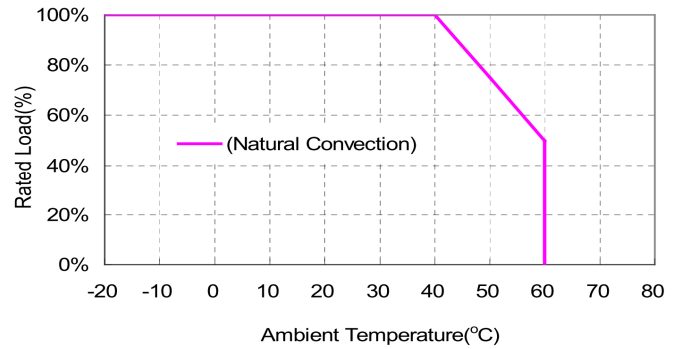
Mechanical Specification

All Dimensions are in inches(mm)
 Tolerance:Inches:X.XXX±0.02
 Millimeters:X.XX±0.5
 UNIT: inches(mm)



Typical at 25°C, nominal line and 75% load, unless otherwise Specified

TRE25RD Series Derating Curve



SAFETY AND EMC:

Emission and Immunity EN55022 Class B, FCC Part 15 Class B
 EN61000-6-3, EN61000-3-2, EN61000-3-3
 EN55024, EN61204-3, EN61000-6-1
 Safety Class II, IEC60950-1, EN60950-1, UL60950-1

NOTE:

1. Add a 0.1uF ceramic capacitor and a 10uF E.L. capacitor to output for ripple & noise measuring @20MHz BW.
2. Voltage setpoint at 60% full load.
3. Line regulation measured from 100Vac to 240Vac, full load.
4. Load regulation measured from 60% to 100% full load and from 60% to 20% load (60% +/- 40% full load).